

100 Watt

eAQF10060 Series



- ◆ Open Frame 100W Power Supply in 4.0" x 2.0" Size
- ◆ Active PFC Function, >0.95 (230Vac), >0.99 (115Vac)
- ◆ Universal Input: 90-264 VAC, 47-63 Hz
- ◆ 120W with FAN (20CFM / 300LFM)
- ◆ Low Leakage Current, <250uA
- ◆ EN55022 Class B Meets
- ◆ Continuous Short Circuit Protection with Hiccup Mode and Auto Recover
- ◆ CE, CB, UL Approvals ◆ 3-Year Warranty

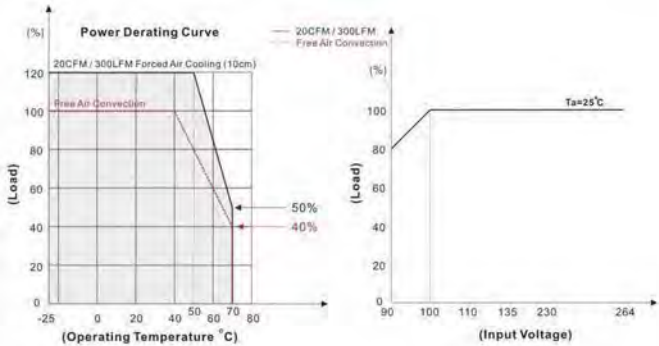
Input Specifications	
Voltage Range	90 - 264VAC or 120 - 370 VDC
Frequency	47~63 Hz
Output Specifications	
Output Power	Free air Convection: 100 Watt (max.) 30CFM / 300LFM: 120 Watt (max.)
Voltage Accuracy	±2% (Full Load and Nominal Vin)
Minimum Load	3% (at Full Load)
Line Regulation	± 1 % (LL to HL at Full Load) (typ.)
Load Regulation	± 1 % (typ.)
Ripple & Noise (20MHz bandwidth)	12S: 120mV (Vp-p) (max.) 15S: 150mV (Vp-p) (max.) 24S: 200mV (Vp-p) (max.) 48S: 240mV (Vp-p) (max.)
Temperature Coefficient	±0.03% / °C (0-50°C) (max.)
Short Circuit Protection	Auto recovery
General Specifications	
Efficiency (see table list)	89% to 93% (typ.)
Isolation Voltage	3000 VAC or 4242 VDC (min.)
Isolation Resistance	10 ⁹ Ω (Input to Output) (min.)
Operating Temperature	-25 °C to +70°C (with Derating)
Storage Temperature	-25°C to +80°C
Humidity	95% RH (max.)
Cooling	Free-air Convection
Vibration	10-500Hz, 2G 10min./1cycle, 60min. Each along X, Y, Z axes.
Physical Specifications	
Dimension (Tolerance ±0.5 mm)	103.9 x 54.1 x 25.0 mm 4.1 x 2.13 x 0.98 inches
Weight	200 g

Model

eAQF160 Single Output

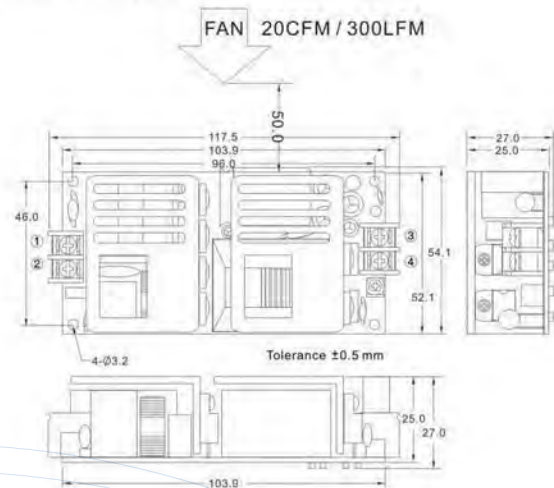
Model & Ordering No	Input Voltage (V.AC)	Output Voltage (V.DC)	Output Current (m.A) max.		Eff (%)
			Convection	25 CFM FAN	
eAQF160-12S	90~264	12	8.4	13.3	90
eAQF160-15S	90~264	24	6.7	10.6	90
eAQF160-24S	90~264	28	4.2	6.66	90
eAQF160-48S	90~264	48	2.1	3.33	91.5

Derating

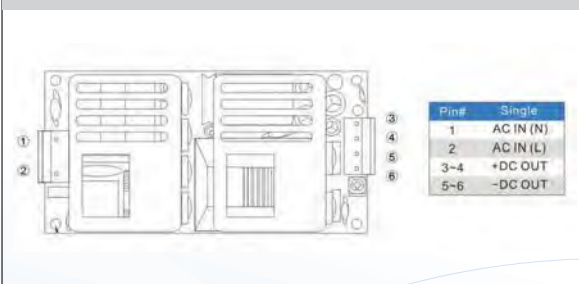


Outline Dimensions & Pin Connections (Top View)

Standard : Terminal Block



A Type: Molex Series 8673 (Alex Connector Co., Ltd)



Standard : Terminal Block

A Type : Molex Series 8673 (Alex Connector Co., Ltd)



- Pin #
- 1 AC IN (N)
 - 2 AC IN (L)
 - 3 +DC OUT
 - 4 -DC OUT