

YSDN75 SERIES 75W



eUrasia Power's metal case power family designed with slim housing and for full range AC input from 90V AC TO 264V AC. The series are single phase PSU, providing adjustable DC output voltage. They have high efficiency and operate in wide temperature range. The series can widely used for industrial automation & control systems, varied equipments etc.



Features



DC O/P Voltage Adjustable



Universal AC Input 90-264V



Protection: Short Circuit/Overload /Over Voltage/Over Temperature



Free Air Convection Design



Installation: DIN Rail TS-35/7.5 & 15



Three Years Warranty

Model Information

Yingjiao Part number	DC VOLTAGE	RATED CURRENT (Max.)	RATED POWER	VOLTAGE ADJ. RANGE
YSDN75-1206300	12V	6.3A	75.6W	12-14V
YSDN75-2403200	24V	3.2A	76.8W	24-28V
YSDN75-4801600	48V	1.6A	76.8W	48-55V

Input

VOLTAGE RANGE	90 ~ 264VAC, 127 ~ 370VDC [DC input by connecting AC/L(+),AC/N(-)]
FREQUENCY RANGE	47~63Hz
EFFICIENCY (Typ.)	85.50% YSDN75-1206300 88.00% YSDN75-2403200 88.00% YSDN75-4801600
AC CURRENT (Typ.)	1.45A/115VAC 0.9A/230VAC
INRUSH CURRENT (Typ.)	95A/115VAC 41A/230VAC
LEAKAGE CURRENT	<1mA / 240VAC

Output

RIPPLE & NOISE (max.)	80mVp-p YSDN75-1206300 120mVp-p YSDN75-2403200 150mVp-p YSDN75-4801600
VOLTAGE TOLERANCE	± 2.0%
LINE REGULATION	± 0.5%
LOAD REGULATION	± 1.0%
SETUP, RISE TIME	1200ms, 60ms/230VAC at full load 2000ms, 60ms/115VAC at full load
HOLD UP TIME (Typ.)	60ms/230VAC at full load 12ms/115VAC at full load

Protection

OVER LOAD	105 ~ 130% rated output power Protection type : Constant current limiting, recovers automatically after fault condition is removed
OVER VOLTAGE	14~17V YSDN75-1206300 29 ~ 33V YSDN75-2403200 56 ~ 65V YSDN75-4801600 Protection type : Shut down o/p voltage, re-power on to recover
OVER TEMPERATURE	Protection type : Shut down o/p voltage, re-power on to recover

Environment

WORKING TEMP.	-20 ~ +70 °C (Refer to "Derating Curve")
WORKING HUMIDITY	20 ~ 95% RH non-condensing
STORAGE TEMP.	-40 ~ +85 °C, 10 ~ 95% RH
STORAGE HUMIDITY	10 ~ 95% RH
MTBF	2757.3K hrs min. Telcordia SR-332 (Bellcore)

SAFETY & EMC (Note 4)

SAFETY STANDARDS	UL508, BS/EN62368-1
WITHSTAND VOLTAGE	I/P-O/P:3KVAC I/P-FG:2KVAC O/P-FG:0.5KVAC
ISOLATION RESISTANCE	I/P-O/P, I/P-FG, O/P-FG:>100M Ohms / 500VDC / 25 °C / 70% RH
EMC EMISSION	Compliance to BS EN/EN55032 , BS EN/EN61000-3-2,-3
EMC IMMUNITY	Compliance to BS EN/EN61000-4-2,3,4,5,6,8,11, BS EN/EN55035, BS EN/EN61000-6-2 (BS EN/EN50082-2),

Note

- 1.All parameters NOT specially mentioned at 230VAC input, rated load and 25 °C of ambient temperature.
- 2.Ripple&noise are measured from peak to peak with band width limit of 20MHz(0.1uF and 47uF/50V parallel capacitor under DC output full load,AC nominal input 25 °C ambient temperature).
- 3.Installation clearances: top with 40mm, bottom with 20mm, left and right with 5mm. Increase the space to 10-15mm when the adjacent device is heat source.
- 4.Derating may be needed under low input voltage. Please check the derating curve for more details.
- 5.Efficiency test after 30 minutes of burn-in.
- 6.The ambient temperature derating of 3.5 °C /1000m for operating altitude higher than 2000m(6500ft).

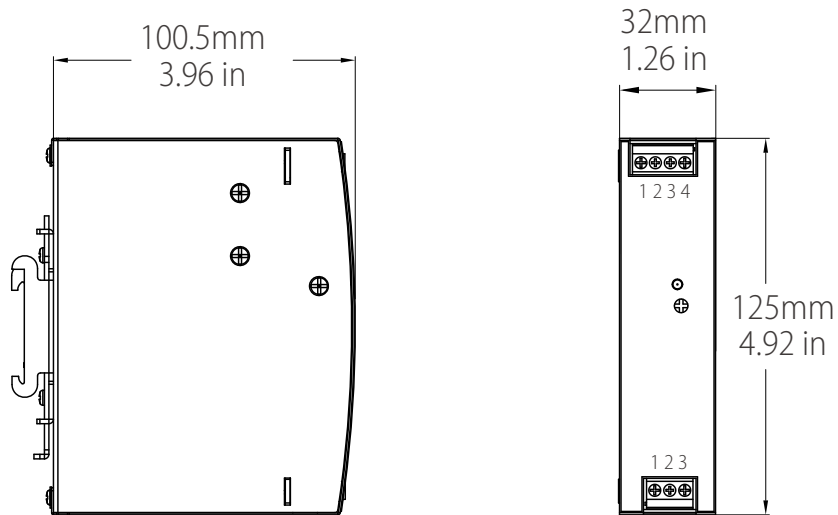
Dimensions & Weight

Length:	32mm / 1.26in
Width:	125mm / 4.92in
Height:	100.5mm / 3.96in
Weight:	0.51kg

Packing

Carton Size:	31.5 x 30 x 30 CM 12.4 x 11.8 x 11.81 in
Master Carton Quantities:	20pcs / Carton

Mechanical Specification



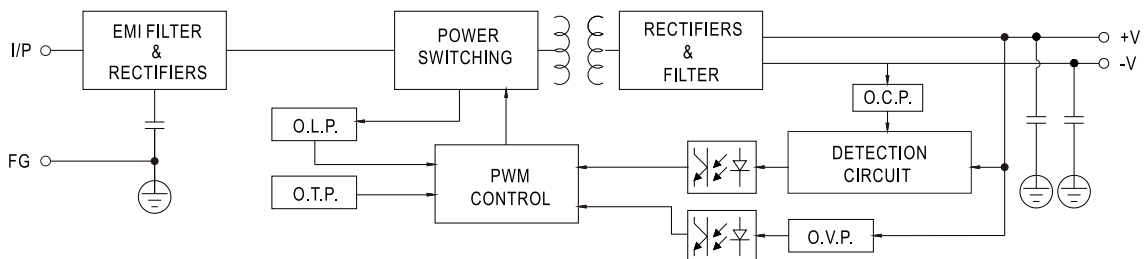
Input

No.	Description
1	FG ⊕
2	AC/N or DC -
3	AC/L or DC +

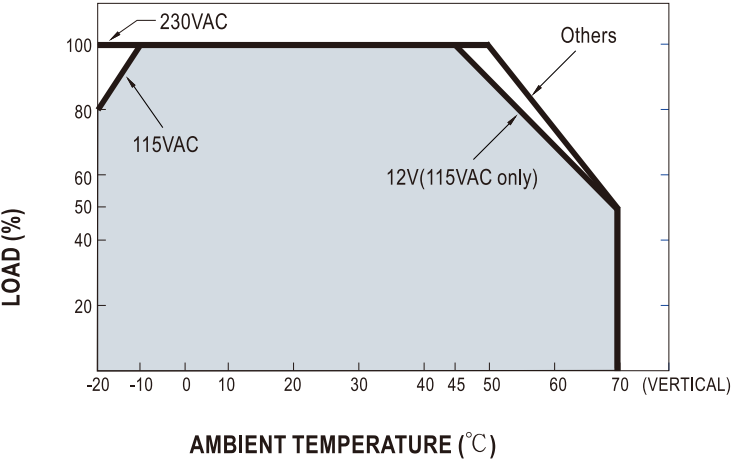
Output

No.	Description
1,2	DC OUTPUT -V
3,4	DC OUTPUT +V

Block Diagram



Deduction Curve And Temperature



Minus Output And Input Voltage Curves

